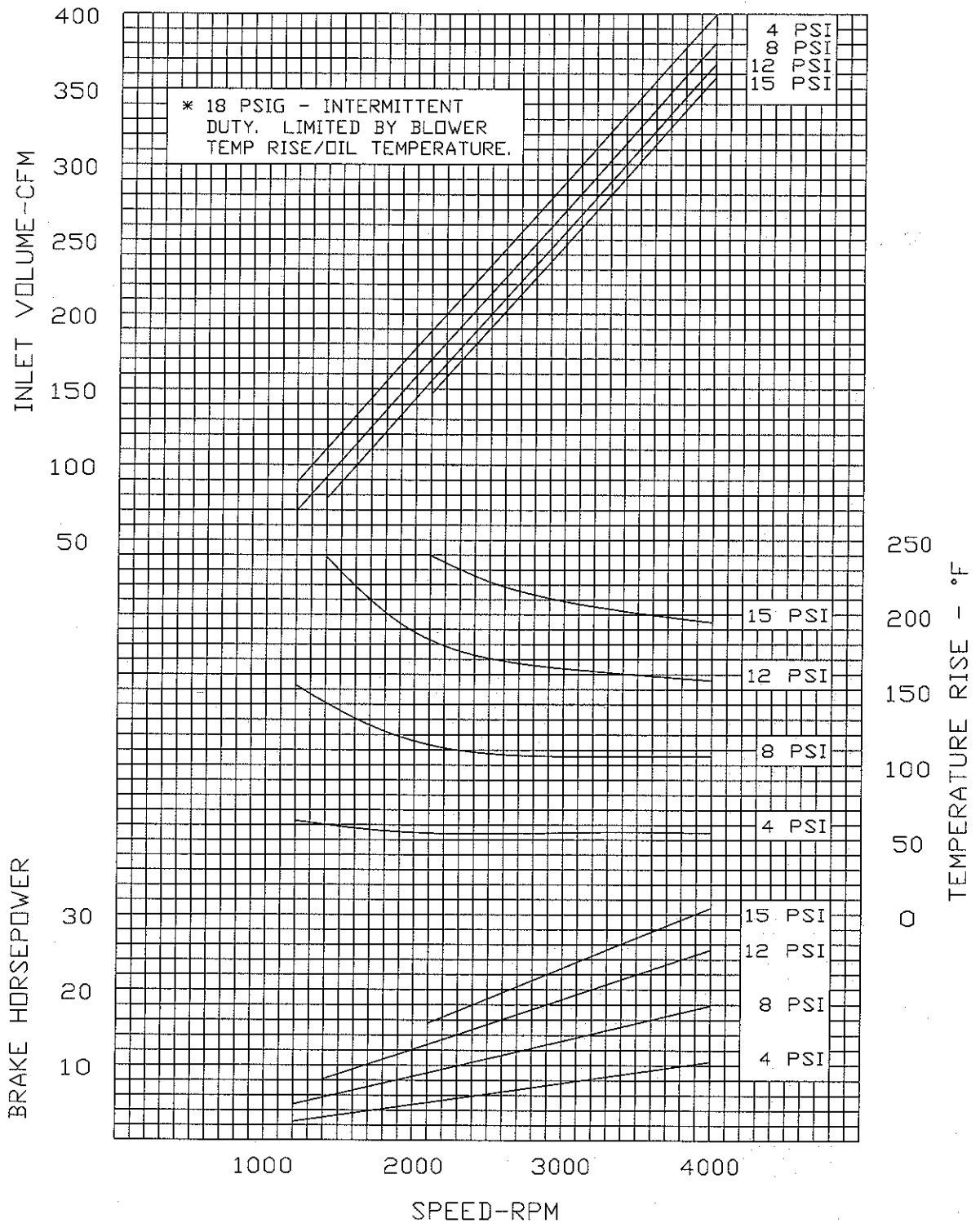


DRESSER INDUSTRIES, INC.  
ROOTS DIVISION  
900 WEST MOUNT STREET  
CONNERSVILLE, INDIANA 47331  
PRINTED IN U.S.A.

PERFORMANCE BASED ON  
INLET AIR AT 14.7 PSIA & 68°F  
MAY, 1997

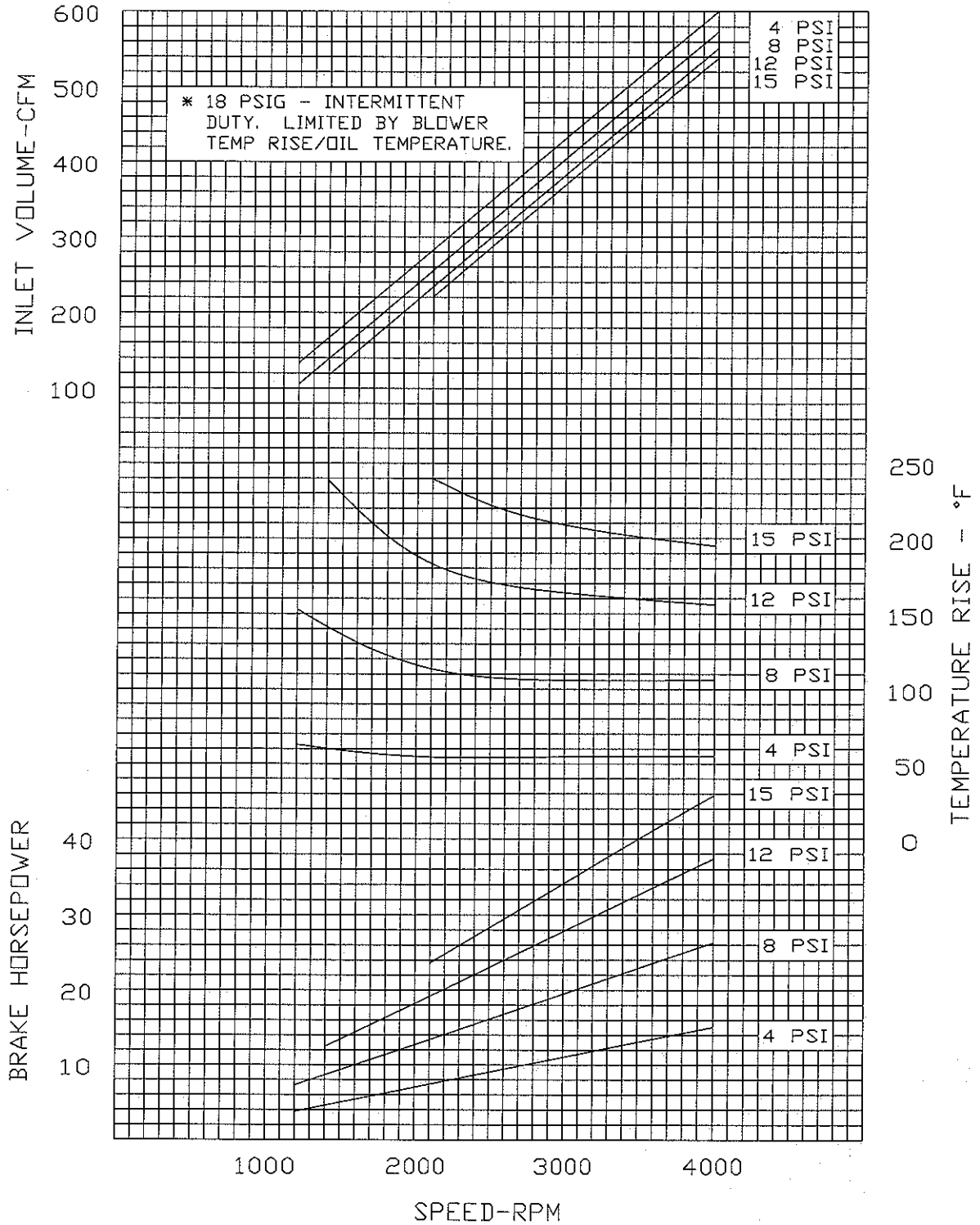
PRESSURE PERFORMANCE  
FRAME 404 RAM WHISPAIR & WHISPAIR GAS PUMP  
MAXIMUM PRESSURE RISE=18 PSI \*  
MAXIMUM SPEED=4000 RPM



DRESSER INDUSTRIES, INC.  
 ROOTS DIVISION  
 900 WEST MOUNT STREET  
 CONNERSVILLE, INDIANA 47331  
 PRINTED IN U.S.A.

PERFORMANCE BASED ON  
 INLET AIR AT 14.7 PSIA & 68°F  
 JULY, 1997

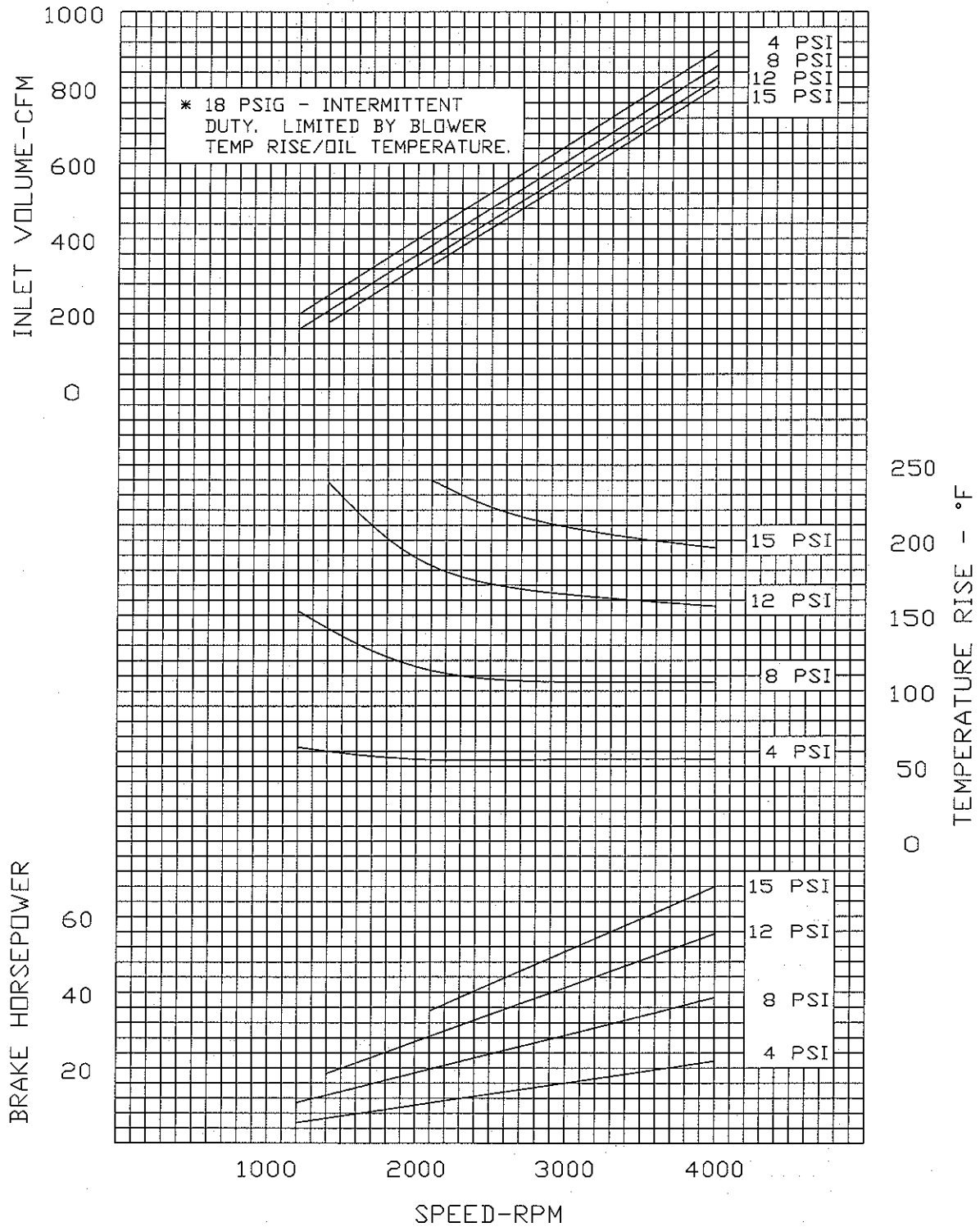
PRESSURE PERFORMANCE  
 FRAME 406 RAM WHISPAIR & WHISPAIR GAS PUMP  
 MAXIMUM PRESSURE RISE=18 PSI \*  
 MAXIMUM SPEED=4000 RPM



DRESSER INDUSTRIES, INC.  
 ROOTS DIVISION  
 900 WEST MOUNT STREET  
 CONNERSVILLE, INDIANA 47331  
 PRINTED IN U.S.A.

PERFORMANCE BASED ON  
 INLET AIR AT 14.7 PSIA & 68°F  
 MAY, 1997

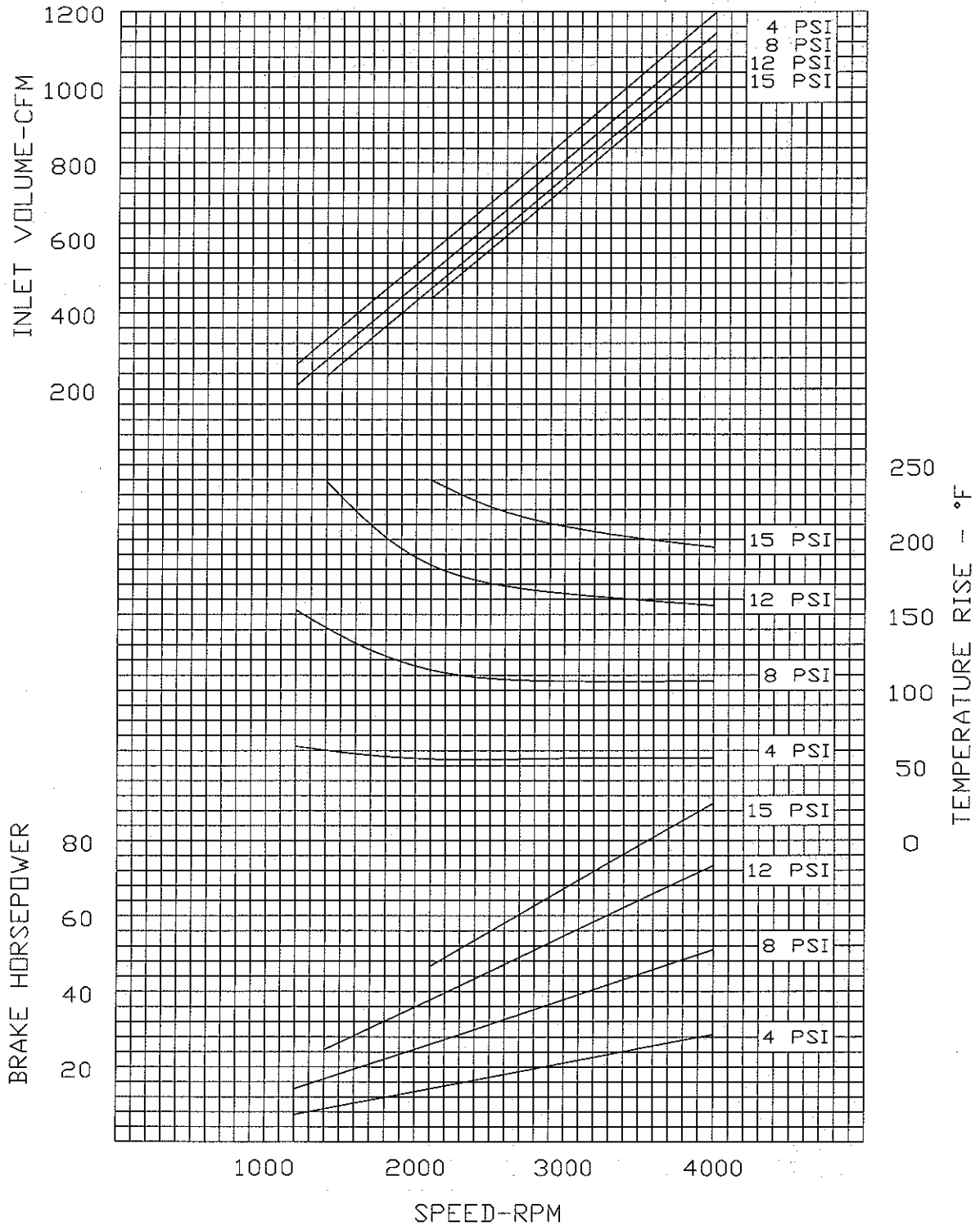
PRESSURE PERFORMANCE  
 FRAME 409 RAM WHISPAIR & WHISPAIR GAS PUMP  
 MAXIMUM PRESSURE RISE=18 PSI \*  
 MAXIMUM SPEED=4000 RPM



DRESSER INDUSTRIES, INC.  
 ROOTS DIVISION  
 900 WEST MOUNT STREET  
 CONNERSVILLE, INDIANA 47331  
 PRINTED IN U.S.A.

PERFORMANCE BASED ON  
 INLET AIR AT 14.7 PSIA & 68°F  
 MAY, 1997

PRESSURE PERFORMANCE  
 FRAME 412 RAM WHISPAIR & WHISPAIR GAS PUMP  
 MAXIMUM PRESSURE RISE=15 PSI  
 MAXIMUM SPEED=4000 RPM



DRESSER INDUSTRIES, INC.  
 ROOTS DIVISION  
 900 WEST MOUNT STREET  
 CONNERSVILLE, INDIANA 47331  
 PRINTED IN U.S.A.

PERFORMANCE BASED ON  
 INLET AIR AT 14.7 PSIA & 68°F  
 MAY, 1997

PRESSURE PERFORMANCE  
 FRAME 418 RAM WHISPAIR & WHISPAIR GAS PUMP  
 MAXIMUM PRESSURE RISE=10 PSI  
 MAXIMUM SPEED=4000 RPM

